Cooper Lighting Solutions Photometric Lab
1121 Highway 74 South
Peachtree City, GA 30269

Cooper Lighting Solutions Photometric Lab
1121 Highway 74 South
Peachtree City, GA 30269

Scaled data based on original data using

LM-79-2024 Approved Method: Electrical and Photometric Measurements of Solid-State Lighting Products

Test Report Prepared for

Cooper Lighting Solutions

Brand: LUMARK

Report Number: P1460656

Luminaire Tested: PRV-PC1D-722-U-T2U

Issue Date: 06/10/2026

Test Information

Test Method:	LM-79-2024
Report Number:	P1460656
Test Lab:	INNOVATION CENTER(G3)
Issue Date:	6/10/2026
Manufacturer:	COOPER LIGHTING SOLUTIONS
Product Line:	LUMARK
Catalog Number:	PRV-PC1D-722-U-T2U
Description:	PREVAIL DISCRETE LED 1 SQUARE AT 1170MA 70CRI 2200K FIXTURE w/ TYPE II URBAN DISTRIBUTION OPTIC
Light Source:	(40) 2200K CCT, 70 CRI LEDS
Ballast/Driver:	ELECTRONIC DRIVER

Summary

Lumens per Lamp:	N/A
Luminaire Lumens:	17924.3 lumens
Efficiency:	N/A
Efficacy:	117.9 lumens/watt
Luminous Opening:	Rectangular (W 0.67' x L: 0.67' x H: 0')
IES Classification:	Type II - Short
BUG Rating:	B3 - U0 - G3
Input Watts (W):	152
Input Voltage (V):	120
Input Current (Ain):	NR
Voltage Rise (V):	NR
Power Factor:	0.98
Total Harmonic Distortion (THDi):	2.75%
Frequency (hertz):	60
Stabilization Time:	NR
Operation Time:	NR
Ambient Temperature (°C):	NR
Test Distance:	28.75 FT

Cooper Lighting Solutions Photometric Lab
1121 Highway 74 South
Peachtree City, GA 30269

Scaled Data Report

REPORT NUMBER: P1460656
CATALOG NUMBER: PRV-PC1D-722-U-T2U

Iso-Footcandle Lines of Horizontal Illumination

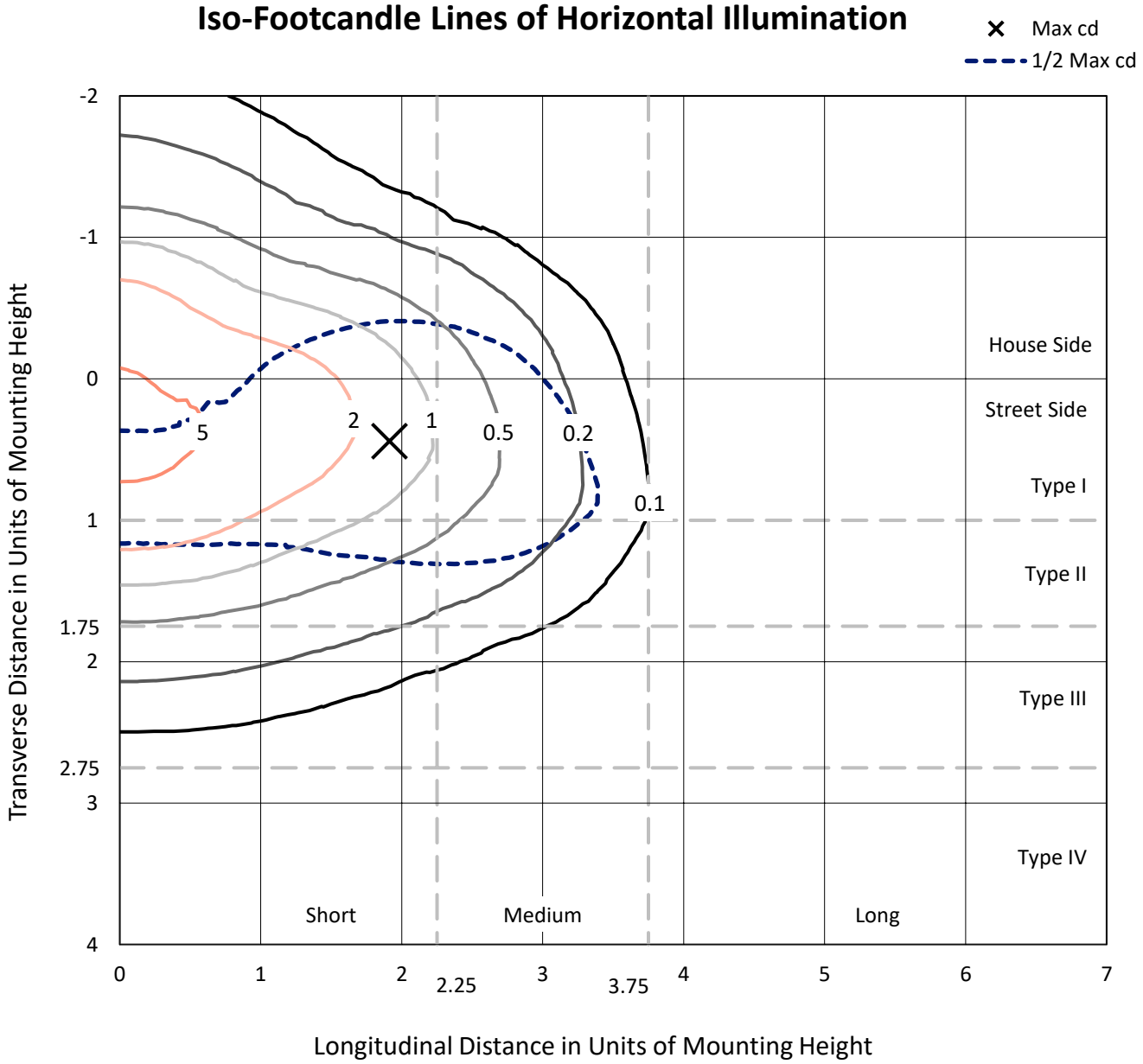

Based on 25 foot mounting height. Maximum calculated value = 6.7 fc
Type II - Short - N/A

REPORT NUMBER: P1460656
CATALOG NUMBER: PRV-PC1D-722-U-T2U

Luminous Intensity Polar Plot

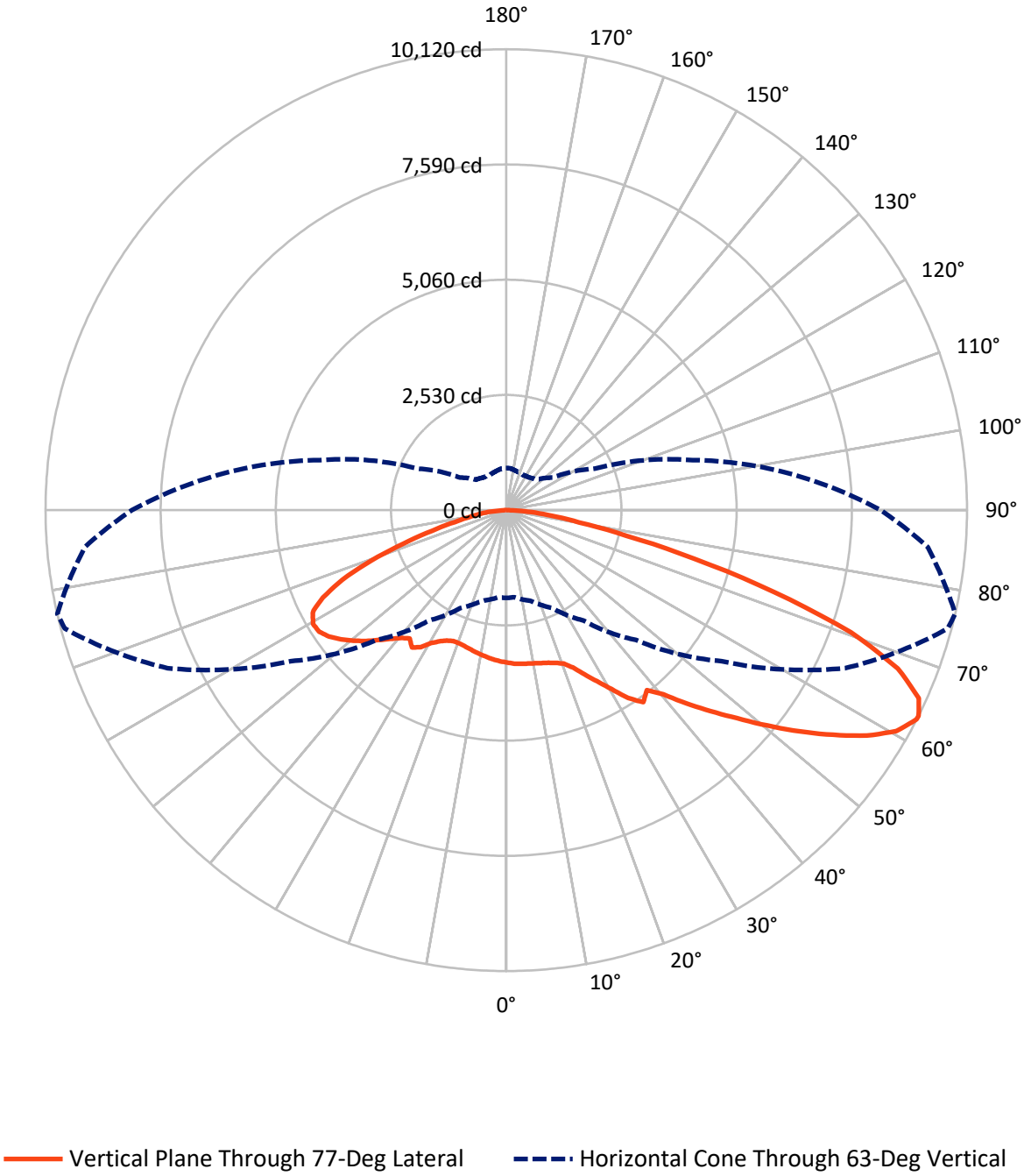

REPORT NUMBER: P1460656
CATALOG NUMBER: PRV-PC1D-722-U-T2U

FLUX DISTRIBUTION:

		Downward	Upward	Total
House Side	Lumens	5685.0	0.0	5685.0
	% Fixture	31.7	0.0	31.7
Street Side	Lumens	12239.3	0.0	12239.3
	% Fixture	68.3	0.0	68.3
Total	Lumens	17924.3	0.0	17924.3
	% Fixture	100.0	0.0	100.0

ZONAL LUMENS:

Zone	Lumens	% Fixture
0°-10°	319.9	1.8
10°-20°	981.5	5.5
20°-30°	1742.7	9.7
30°-40°	2596.2	14.5
40°-50°	3328.1	18.6
50°-60°	3738.7	20.9
60°-70°	3301.3	18.4
70°-80°	1578.4	8.8
80°-90°	337.6	1.9
90°-100°	0.0	0.0
100°-110°	0.0	0.0
110°-120°	0.0	0.0
120°-130°	0.0	0.0
130°-140°	0.0	0.0
140°-150°	0.0	0.0
150°-160°	0.0	0.0
160°-170°	0.0	0.0
170°-180°	0.0	0.0
0°-90°	17924.3	100.0
0°-180°	17924.3	100.0

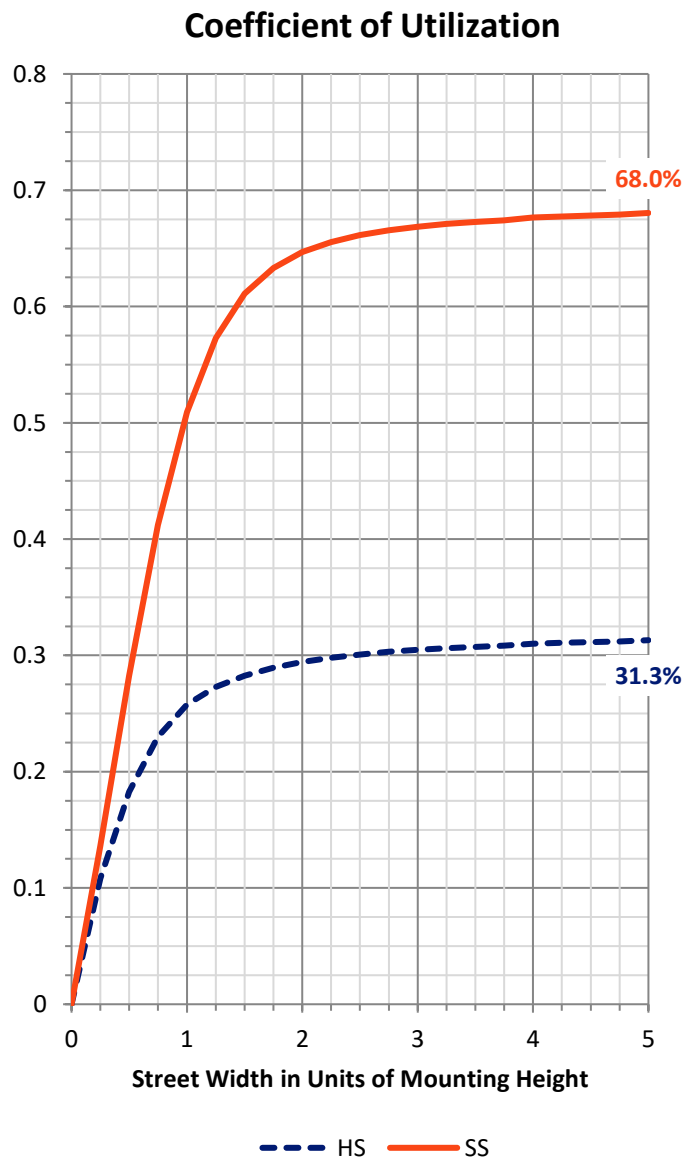

REPORT NUMBER: P1460656
CATALOG NUMBER: PRV-PC1D-722-U-T2U

LUMINAIRE CLASSIFICATION SYSTEM LUMEN TABLE AND BUG RATING:

Zone		Lumens	% Fixture	Zone Rating/Lumen Limit B	U	G
FL	(0°-30°)	1839.8	10.3			
FM	(30°-60°)	6811.9	38.0			
FH	(60°-80°)	3389.1	18.9			G2/5000
FVH	(80°-90°)	198.5	1.1			G2/225
BL	(0°-30°)	1204.3	6.7	B3/2500		
BM	(30°-60°)	2851.1	15.9	B3/5000		
BH	(60°-80°)	1490.5	8.3	B3/2500		G3/2500
BVH	(80°-90°)	139.1	0.8			G2/225
UL	(90°-100°)	0.0	0.0		U0/0	
UH	(100°-180°)	0.0	0.0		U0/0	

BUG Rating: B3-U0-G3
Type II Short

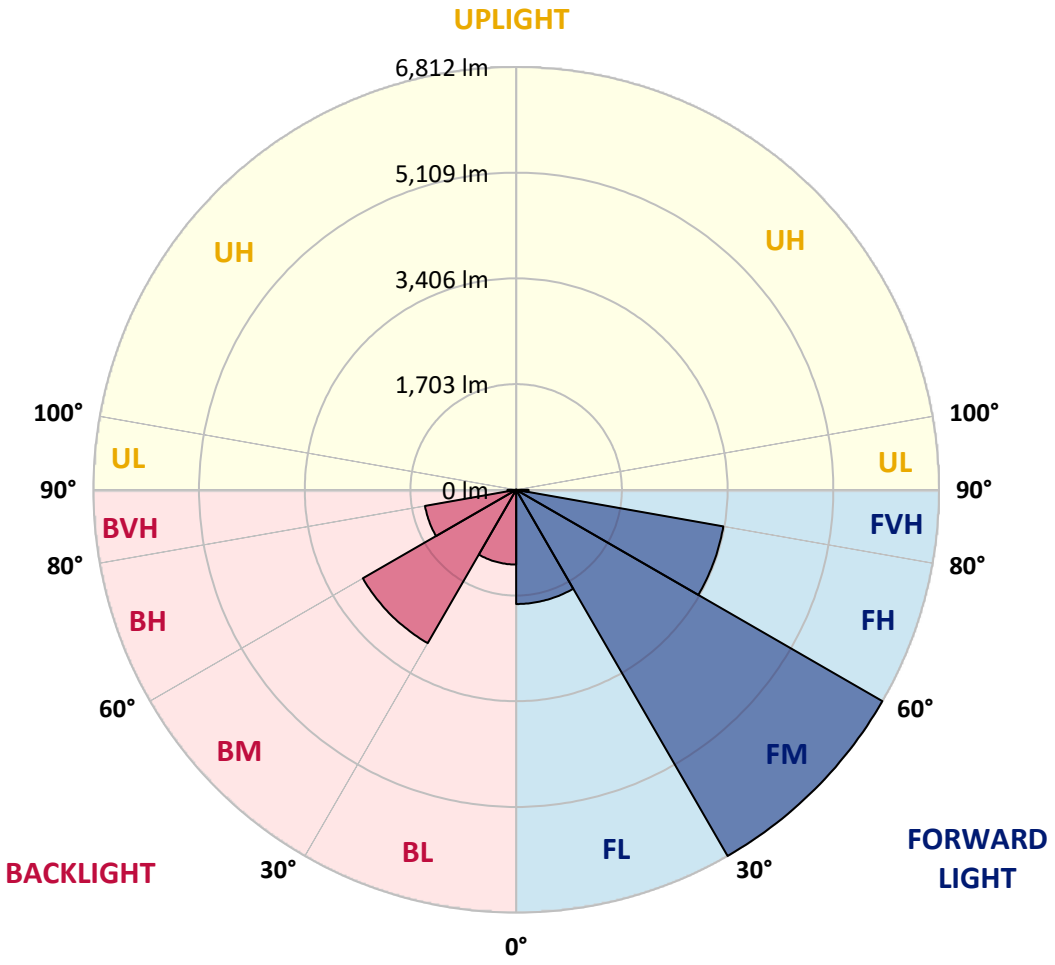

REPORT NUMBER: P1460656
CATALOG NUMBER: PRV-PC1D-722-U-T2U

CANDELA DISTRIBUTION (FULL):

	0°	5°	15°	25°	35°	45°	55°	65°	75°	77°	85°
0°	3346.5	3346.5	3346.5	3346.5	3346.5	3346.5	3346.5	3346.5	3346.5	*3346.5*	3346.5
2.5°	3427.3	3442.3	3428.1	3426.4	3420.6	3404.0	3404.8	3383.1	3367.3	*3374.8*	3354.0
5°	3556.4	3558.1	3550.6	3538.1	3516.4	3483.1	3453.1	3421.4	3384.0	*3387.3*	3354.8
7.5°	3728.0	3732.2	3703.9	3678.9	3635.5	3574.7	3523.1	3456.4	3399.8	*3401.5*	3348.1
10°	3918.8	3923.0	3898.8	3855.5	3785.5	3696.4	3600.6	3510.6	3423.9	*3419.8*	3342.3
12.5°	4134.6	4139.6	4121.2	4046.3	3954.6	3832.2	3704.7	3571.4	3457.3	*3445.6*	3351.5
15°	4376.2	4385.3	4341.2	4267.0	4147.9	3984.6	3821.3	3648.0	3495.6	*3477.3*	3360.6
17.5°	4725.2	4695.2	4663.6	4561.9	4382.8	4181.2	3951.3	3740.5	3545.6	*3525.6*	3376.5
20°	5079.3	5081.8	5049.3	4986.0	4767.7	4507.8	4156.2	3874.6	3624.7	*3597.2*	3426.4
22.5°	5052.6	5053.4	5068.4	5097.6	5073.4	4936.8	4614.4	4175.4	3804.7	*3751.3*	3523.1
25°	5140.9	5155.9	5145.9	5124.3	5018.5	4947.6	4877.7	4551.9	4069.6	*3997.1*	3704.7
27.5°	5350.9	5375.8	5360.0	5340.9	5220.1	5085.1	4880.2	4719.4	4340.3	*4252.9*	3908.8
30°	5576.6	5585.8	5563.3	5533.3	5445.8	5328.4	5133.4	4851.8	4616.9	*4556.1*	4198.7
32.5°	5745.7	5748.2	5737.4	5744.1	5654.9	5575.8	5439.2	5156.7	4936.8	*4916.0*	4675.2
35°	5870.7	5898.2	5889.9	5919.0	5865.7	5825.7	5752.4	5613.3	5263.4	*5180.9*	4814.4
37.5°	5993.2	6024.0	6049.0	6064.0	6014.0	6009.8	5996.5	5771.6	5126.8	*5015.1*	4596.9
40°	6031.5	6049.0	6153.1	6213.1	6136.4	6132.3	6104.8	5819.9	5393.3	*5316.7*	4890.2
42.5°	5991.5	5988.2	6112.3	6158.1	6199.8	6242.2	6295.6	6187.3	5843.2	*5797.4*	5331.7
45°	5738.2	5699.9	5766.6	6004.0	6148.1	6312.2	6538.0	6587.1	6362.2	*6295.6*	5817.4
47.5°	5414.2	5389.2	5472.5	5753.2	6009.0	6335.6	6732.1	7021.2	6884.6	*6822.1*	6378.0
50°	4904.3	4933.5	5106.8	5415.0	5782.4	6298.9	6888.7	7440.2	7479.4	*7433.5*	6942.9
52.5°	4237.9	4258.7	4628.6	5023.5	5470.0	6064.8	6957.0	7872.6	8098.3	*8072.5*	7520.2
55°	3523.9	3586.4	3852.2	4462.0	4998.5	5772.4	6909.5	8221.6	8752.3	*8708.2*	8126.7
57.5°	2916.6	2981.6	3164.9	3717.2	4441.1	5330.0	6732.9	8469.1	9336.3	*9340.5*	8693.2
60°	2370.1	2427.6	2562.5	3008.2	3787.2	4802.7	6379.7	8519.0	9807.8	*9847.0*	9103.9
62.5°	1985.2	2008.5	2136.0	2454.2	3129.9	4172.1	5884.9	8293.3	10040.2	*10116.9*	9292.1
63°	*1928.6*	*1917.7*	*2061.0*	*2365.9*	*2955.8*	*4032.1*	*5782.4*	*8206.6*	*10041.1*	*10120.2*	*9291.3*
65°	1637.0	1652.8	1745.3	2003.6	2488.4	3448.1	5194.2	7751.0	9843.6	*9957.8*	9082.2
67.5°	1283.8	1298.8	1425.4	1635.3	1980.2	2795.8	4418.6	6946.2	9174.7	*9277.2*	8371.6
70°	1018.0	1024.7	1105.5	1296.3	1608.7	2178.5	3472.3	5821.5	7950.9	*8030.9*	7092.0
72.5°	825.6	847.2	900.6	1016.4	1218.8	1655.3	2620.0	4591.1	6278.1	*6158.1*	5214.2
75°	692.3	699.0	752.3	809.8	914.7	1192.1	1890.3	3384.8	4280.4	*4271.2*	3398.1
77.5°	584.8	598.1	610.6	638.1	698.1	848.1	1327.9	2350.9	2725.8	*2679.2*	1959.4
80°	493.2	498.2	493.2	498.2	520.7	574.0	862.2	1539.5	1737.8	*1616.2*	1192.1
82.5°	344.1	369.1	372.4	389.0	397.4	419.9	576.5	1003.0	1106.3	*994.7*	702.3
85°	204.1	201.6	211.6	239.9	267.4	264.9	365.7	501.5	596.5	*554.8*	337.4
87.5°	72.5	68.3	68.3	84.1	90.8	98.3	120.0	156.6	148.3	*149.1*	84.1
90°	0.0	0.0	0.0	0.0	0.0	0.0	0.0	0.0	0.0	*0.0*	0.0

REPORT NUMBER: P1460656
CATALOG NUMBER: PRV-PC1D-722-U-T2U

CANDELA DISTRIBUTION (continued):

	90°	95°	105°	115°	125°	135°	145°	155°	165°	175°	180°
0°	3346.5	3346.5	3346.5	3346.5	3346.5	3346.5	3346.5	3346.5	3346.5	3346.5	3346.5
2.5°	3343.1	3329.0	3322.3	3310.6	3292.3	3282.3	3273.2	3260.7	3256.5	3245.7	3244.0
5°	3331.5	3317.3	3289.8	3259.8	3234.8	3215.7	3180.7	3159.9	3140.7	3137.4	3142.4
7.5°	3313.1	3295.7	3252.3	3209.0	3159.9	3127.4	3082.4	3053.2	3036.6	3033.2	3039.9
10°	3305.7	3274.0	3210.7	3149.0	3087.4	3036.6	2987.4	2950.8	2926.6	2923.3	2915.8
12.5°	3298.2	3258.2	3171.5	3094.0	3005.7	2946.6	2893.3	2863.3	2838.3	2835.0	2833.3
15°	3294.8	3244.0	3131.5	3027.4	2929.9	2859.1	2805.8	2781.6	2774.1	2769.1	2771.6
17.5°	3299.8	3234.0	3096.5	2959.9	2848.3	2776.6	2735.0	2719.2	2716.7	2718.3	2724.2
20°	3326.5	3241.5	3067.4	2903.3	2776.6	2703.3	2672.5	2664.2	2664.2	2673.3	2679.2
22.5°	3386.5	3281.5	3052.4	2857.5	2716.7	2648.4	2612.5	2602.5	2613.4	2630.0	2634.2
25°	3544.7	3397.3	3082.4	2831.6	2670.0	2588.4	2550.1	2548.4	2560.0	2575.0	2576.7
27.5°	3725.5	3542.2	3152.4	2827.5	2626.7	2526.7	2485.9	2480.9	2486.7	2501.7	2501.7
30°	3973.8	3735.5	3258.2	2857.5	2596.7	2459.2	2410.9	2395.1	2401.8	2420.9	2415.1
32.5°	4367.0	4043.8	3422.3	2909.9	2569.2	2391.8	2327.6	2314.3	2314.3	2329.3	2335.9
35°	4556.9	4272.0	3504.8	2889.9	2507.6	2313.5	2236.8	2217.7	2242.6	2271.0	2275.1
37.5°	4363.7	4072.9	3389.0	2802.5	2420.1	2221.0	2147.7	2131.8	2153.5	2181.0	2184.3
40°	4595.3	4257.9	3478.1	2805.0	2365.1	2134.3	2048.5	1997.7	2001.1	2022.7	2017.7
42.5°	4984.3	4574.4	3609.7	2816.6	2298.5	2040.2	1912.7	1824.4	1811.9	1815.3	1820.3
45°	5430.0	4931.0	3765.5	2819.1	2213.5	1924.4	1746.1	1637.0	1606.2	1587.8	1582.8
47.5°	5906.5	5312.5	3935.5	2813.3	2104.4	1775.3	1577.0	1467.9	1408.7	1381.2	1383.7
50°	6423.0	5707.4	4087.1	2785.8	1987.7	1617.0	1417.1	1310.4	1243.8	1228.0	1220.5
52.5°	6912.0	6094.8	4232.9	2745.8	1856.9	1455.4	1266.3	1174.6	1118.8	1103.8	1100.5
55°	7429.4	6479.7	4355.3	2676.7	1709.5	1302.9	1133.8	1072.2	1033.0	1023.0	1024.7
57.5°	7872.6	6818.7	4421.1	2575.9	1567.9	1168.0	1037.2	996.4	972.2	977.2	980.5
60°	8202.5	6989.5	4407.8	2430.9	1423.7	1058.0	958.0	936.4	936.4	977.2	989.7
62.5°	8253.3	6955.4	4273.7	2222.7	1267.1	965.5	889.7	868.9	889.7	939.7	949.7
63°	*8223.3*	*6898.7*	*4238.7*	*2155.2*	*1243.0*	*945.5*	*874.7*	*854.7*	*883.1*	*923.0*	*923.0*
65°	7927.6	6597.1	3928.0	1930.2	1115.5	879.7	822.2	812.3	851.4	878.1	882.2
67.5°	7203.6	5979.8	3396.5	1597.8	982.2	804.8	753.1	770.6	799.8	820.6	827.2
70°	6054.8	4953.5	2717.5	1285.4	856.4	726.4	697.3	708.1	734.8	753.1	759.8
72.5°	4406.1	3733.0	2038.5	1026.4	745.6	650.6	634.8	634.0	651.5	658.1	668.1
75°	2856.6	2498.4	1488.7	828.1	636.5	573.2	555.7	550.7	584.0	597.3	610.6
77.5°	1702.8	1547.9	1063.0	680.6	542.3	470.7	480.7	480.7	514.8	556.5	575.7
80°	1029.7	946.4	788.1	564.8	426.5	384.9	394.9	400.7	484.0	564.0	571.5
82.5°	620.6	609.8	584.8	437.4	330.7	294.1	314.1	352.4	455.7	349.1	402.4
85°	305.7	329.1	375.7	244.1	205.8	200.8	210.8	311.6	301.6	139.1	130.8
87.5°	78.3	93.3	88.3	65.0	55.8	51.7	70.0	116.6	95.8	33.3	20.0
90°	0.0	0.0	0.0	0.0	0.0	0.0	0.0	0.0	0.0	0.0	0.0

Cooper Lighting Solutions Photometric Lab
1121 Highway 74 South
Peachtree City, GA 30269

LM-79-2019: Approved Method: Electrical and Photometric Measurements of Solid-State Lighting Products

Report Prepared for

Cooper Lighting Solutions

McGraw-Edison

Report Number: SP2-2501-321-2

Test Date: 04/09/2025

Luminaire Tested: GKO-PB1E-722-U-T4W

Data in this report applies to families of products including GKO-PB1E-722-U-T4W

Report Generated By FNC07603 / LDUCLS01DT447
Version: v7.04

Test Information

Test Method:	LM-79-2019
Report Number:	SP2-2501-321-2
Test Lab:	COOPER LIGHTING SOLUTIONS
Photometer:	SP2 - 165CM SPHERE
Measurement Geometry:	4π
Issue Date:	04/10/2025
Manufacturer:	COOPER LIGHTING SOLUTIONS
Product Line:	McGraw-Edison
Catalog Number:	**GKO-PB1E-722-U-T4W**
Description:	Gekko Wedge Wall Pack Fixture 1 SQ w/ T4W distribution

Spectral Parameters

CCT (K):	2281	CRI (Ra):		70.6			
CIE u':	0.2851	R1:		68.4	R9:		-35.1
CIE v':	0.5324	R2:		88.7	R10:		78.0
Duv:	-0.0016	R3:		85.7	R11:		60.2
CIE x:	0.4942	R4:		63.2	R12:		73.8
CIE y:	0.4102	R5:		69.0	R13:		72.8
CIE z:	0.0956	R6:		88.6	R14:		92.4
Peak Wavelength (nm):	602	R7:		68.8	R15:		58.4
Dominant Wavelength (nm):	587	R8:		32.6			
Purity:	71.48321						

Rf:	76.9
Rg:	92.6

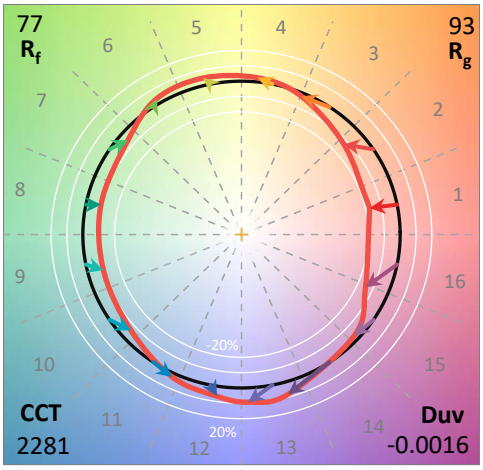

Test Conditions

Stabilization Time:	40M
Operation Time:	1H 40M
Sphere Temperature (°C):	25.0

Measurement and Test Equipment			
Instrument	Identification Number	Calibration Date	Calibration Due Date
Photometer	IN2187	1/6/2025	7/6/2025
Power Meter	INXT2011002	1/21/2025	1/21/2026
AC Power Source	IN0458	10/22/2024	10/22/2025
DC Power Source	IN0212	10/22/2024	10/22/2025
Sphere Thermometer	IN4036B	10/22/2024	10/22/2025
Room Thermometer	IN0046	10/22/2024	10/22/2025

REPORT NUMBER: SP2-2501-321-2

CIE 1931 Chromaticity Diagram

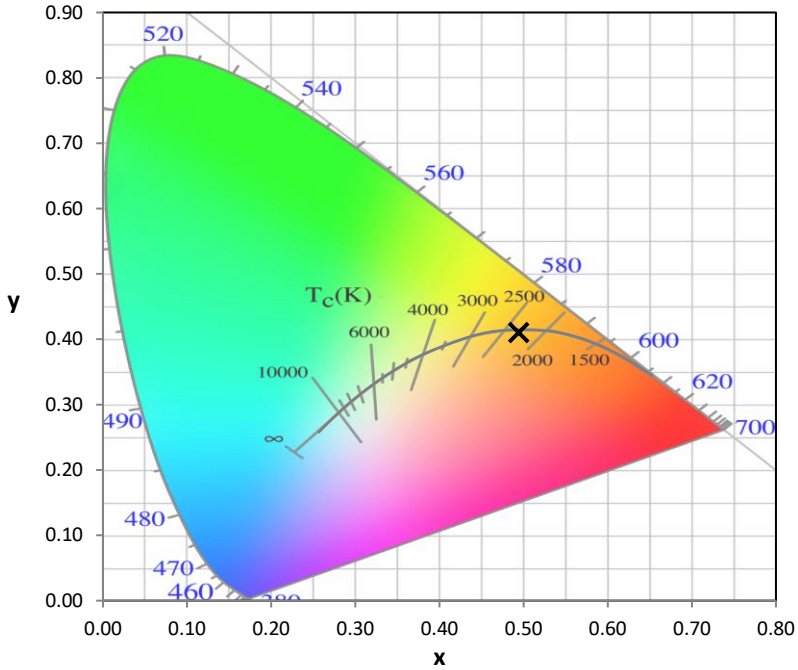

CIE 1931 Chromaticity Diagram with 2017 ANSI 7-Step and 4-Step Quadrangles

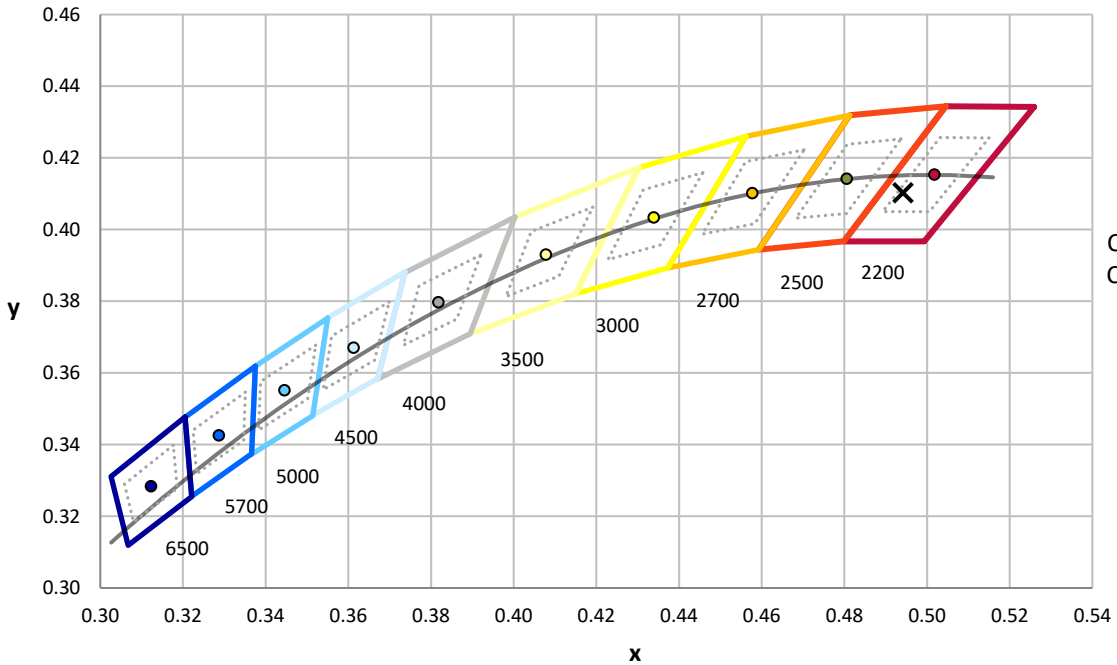

CCT = 2281K
CIE x = 0.4942
CIE y = 0.4102
Duv = -0.0016

Point lies inside the ANSI 2200K 4-step quadrangle

REPORT NUMBER: SP2-2501-321-2

Photopic Flux vs. Wavelength

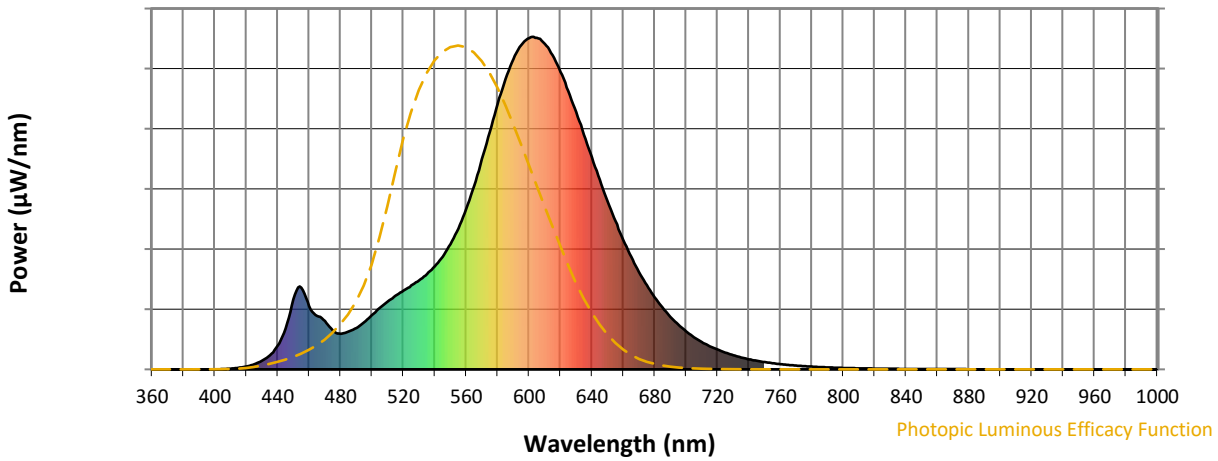

Photopic Lumens: NR

λ (nm)	Power W^/nm	Lumens (ϕ/nm)	λ (nm)	Power W^/nm	Lumens (ϕ/nm)	λ (nm)	Power W^/nm	Lumens (ϕ/nm)	λ (nm)	Power W^/nm	Lumens (ϕ/nm)	λ (nm)	Power W^/nm	Lumens (ϕ/nm)
360	0	NR	490	124	NR	620	894	NR	750	22	NR	880	0	NR
365	0	NR	495	141	NR	625	837	NR	755	19	NR	885	0	NR
370	0	NR	500	163	NR	630	774	NR	760	16	NR	890	0	NR
375	0	NR	505	184	NR	635	706	NR	765	13	NR	895	0	NR
380	0	NR	510	204	NR	640	638	NR	770	11	NR	900	0	NR
385	0	NR	515	221	NR	645	570	NR	775	10	NR	905	0	NR
390	0	NR	520	237	NR	650	505	NR	780	8	NR	910	0	NR
395	0	NR	525	252	NR	655	446	NR	785	7	NR	915	0	NR
400	0	NR	530	268	NR	660	389	NR	790	6	NR	920	0	NR
405	1	NR	535	287	NR	665	339	NR	795	5	NR	925	0	NR
410	2	NR	540	310	NR	670	292	NR	800	4	NR	930	0	NR
415	5	NR	545	339	NR	675	253	NR	805	4	NR	935	0	NR
420	9	NR	550	377	NR	680	217	NR	810	3	NR	940	0	NR
425	15	NR	555	424	NR	685	186	NR	815	3	NR	945	0	NR
430	26	NR	560	482	NR	690	158	NR	820	2	NR	950	0	NR
435	43	NR	565	551	NR	695	135	NR	825	2	NR	955	0	NR
440	71	NR	570	632	NR	700	114	NR	830	2	NR	960	0	NR
445	123	NR	575	714	NR	705	97	NR	835	2	NR	965	0	NR
450	210	NR	580	797	NR	710	82	NR	840	1	NR	970	0	NR
455	245	NR	585	873	NR	715	70	NR	845	1	NR	975	0	NR
460	190	NR	590	934	NR	720	59	NR	850	1	NR	980	0	NR
465	161	NR	595	975	NR	725	50	NR	855	1	NR	985	0	NR
470	145	NR	600	996	NR	730	43	NR	860	1	NR	990	0	NR
475	117	NR	605	997	NR	735	36	NR	865	1	NR	995	0	NR
480	107	NR	610	978	NR	740	30	NR	870	1	NR	1000	0	NR
485	113	NR	615	945	NR	745	26	NR	875	1	NR			

REPORT NUMBER: SP2-2501-321-2

Scotopic Flux vs. Wavelength

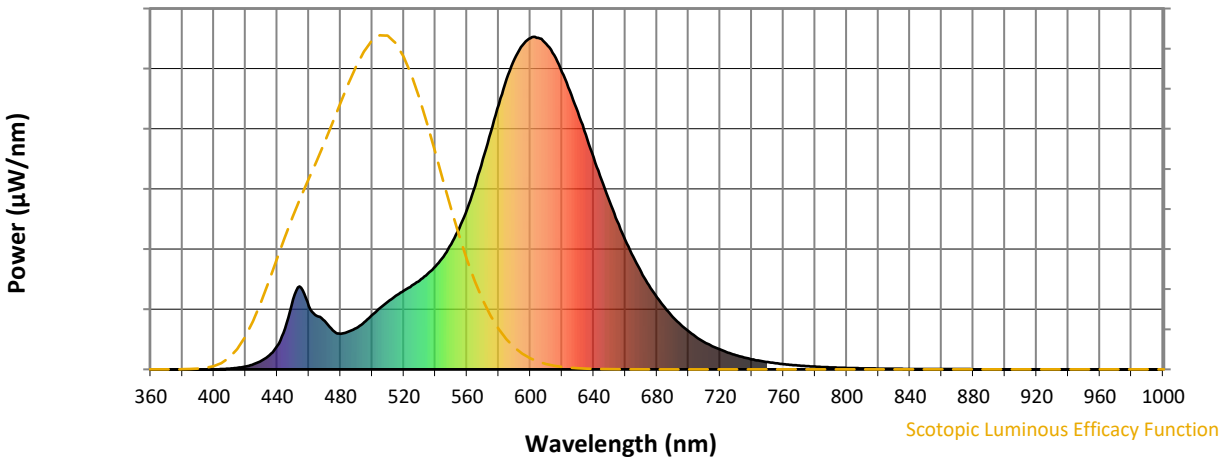

Scotopic Lumens: NR **S/P: 0.98**

λ (nm)	Power W^/nm	Lumens (ϕ/nm)	λ (nm)	Power W^/nm	Lumens (ϕ/nm)	λ (nm)	Power W^/nm	Lumens (ϕ/nm)	λ (nm)	Power W^/nm	Lumens (ϕ/nm)	λ (nm)	Power W^/nm	Lumens (ϕ/nm)
360	0	NR	490	124	NR	620	894	NR	750	22	NR	880	0	NR
365	0	NR	495	141	NR	625	837	NR	755	19	NR	885	0	NR
370	0	NR	500	163	NR	630	774	NR	760	16	NR	890	0	NR
375	0	NR	505	184	NR	635	706	NR	765	13	NR	895	0	NR
380	0	NR	510	204	NR	640	638	NR	770	11	NR	900	0	NR
385	0	NR	515	221	NR	645	570	NR	775	10	NR	905	0	NR
390	0	NR	520	237	NR	650	505	NR	780	8	NR	910	0	NR
395	0	NR	525	252	NR	655	446	NR	785	7	NR	915	0	NR
400	0	NR	530	268	NR	660	389	NR	790	6	NR	920	0	NR
405	1	NR	535	287	NR	665	339	NR	795	5	NR	925	0	NR
410	2	NR	540	310	NR	670	292	NR	800	4	NR	930	0	NR
415	5	NR	545	339	NR	675	253	NR	805	4	NR	935	0	NR
420	9	NR	550	377	NR	680	217	NR	810	3	NR	940	0	NR
425	15	NR	555	424	NR	685	186	NR	815	3	NR	945	0	NR
430	26	NR	560	482	NR	690	158	NR	820	2	NR	950	0	NR
435	43	NR	565	551	NR	695	135	NR	825	2	NR	955	0	NR
440	71	NR	570	632	NR	700	114	NR	830	2	NR	960	0	NR
445	123	NR	575	714	NR	705	97	NR	835	2	NR	965	0	NR
450	210	NR	580	797	NR	710	82	NR	840	1	NR	970	0	NR
455	245	NR	585	873	NR	715	70	NR	845	1	NR	975	0	NR
460	190	NR	590	934	NR	720	59	NR	850	1	NR	980	0	NR
465	161	NR	595	975	NR	725	50	NR	855	1	NR	985	0	NR
470	145	NR	600	996	NR	730	43	NR	860	1	NR	990	0	NR
475	117	NR	605	997	NR	735	36	NR	865	1	NR	995	0	NR
480	107	NR	610	978	NR	740	30	NR	870	1	NR	1000	0	NR
485	113	NR	615	945	NR	745	26	NR	875	1	NR			

REPORT NUMBER: SP2-2501-321-2

Melanopic Flux vs. Wavelength

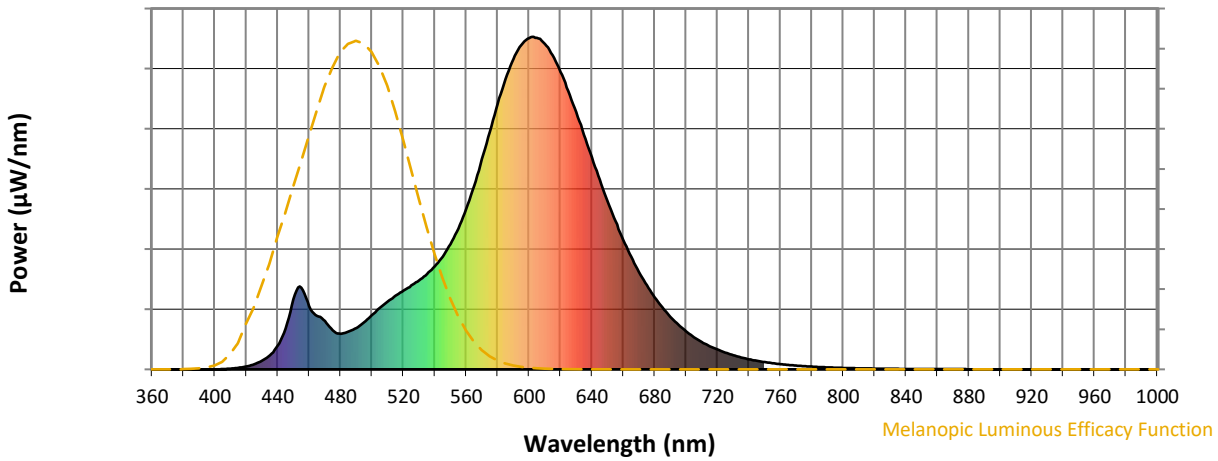

Melanopic Lumens: NR **M/P: 1.75**

λ (nm)	Power W^/nm	Lumens (ϕ/nm)	λ (nm)	Power W^/nm	Lumens (ϕ/nm)	λ (nm)	Power W^/nm	Lumens (ϕ/nm)	λ (nm)	Power W^/nm	Lumens (ϕ/nm)	λ (nm)	Power W^/nm	Lumens (ϕ/nm)
360	0	NR	490	124	NR	620	894	NR	750	22	NR	880	0	NR
365	0	NR	495	141	NR	625	837	NR	755	19	NR	885	0	NR
370	0	NR	500	163	NR	630	774	NR	760	16	NR	890	0	NR
375	0	NR	505	184	NR	635	706	NR	765	13	NR	895	0	NR
380	0	NR	510	204	NR	640	638	NR	770	11	NR	900	0	NR
385	0	NR	515	221	NR	645	570	NR	775	10	NR	905	0	NR
390	0	NR	520	237	NR	650	505	NR	780	8	NR	910	0	NR
395	0	NR	525	252	NR	655	446	NR	785	7	NR	915	0	NR
400	0	NR	530	268	NR	660	389	NR	790	6	NR	920	0	NR
405	1	NR	535	287	NR	665	339	NR	795	5	NR	925	0	NR
410	2	NR	540	310	NR	670	292	NR	800	4	NR	930	0	NR
415	5	NR	545	339	NR	675	253	NR	805	4	NR	935	0	NR
420	9	NR	550	377	NR	680	217	NR	810	3	NR	940	0	NR
425	15	NR	555	424	NR	685	186	NR	815	3	NR	945	0	NR
430	26	NR	560	482	NR	690	158	NR	820	2	NR	950	0	NR
435	43	NR	565	551	NR	695	135	NR	825	2	NR	955	0	NR
440	71	NR	570	632	NR	700	114	NR	830	2	NR	960	0	NR
445	123	NR	575	714	NR	705	97	NR	835	2	NR	965	0	NR
450	210	NR	580	797	NR	710	82	NR	840	1	NR	970	0	NR
455	245	NR	585	873	NR	715	70	NR	845	1	NR	975	0	NR
460	190	NR	590	934	NR	720	59	NR	850	1	NR	980	0	NR
465	161	NR	595	975	NR	725	50	NR	855	1	NR	985	0	NR
470	145	NR	600	996	NR	730	43	NR	860	1	NR	990	0	NR
475	117	NR	605	997	NR	735	36	NR	865	1	NR	995	0	NR
480	107	NR	610	978	NR	740	30	NR	870	1	NR	1000	0	NR
485	113	NR	615	945	NR	745	26	NR	875	1	NR			

REPORT NUMBER: SP2-2501-321-2

TM-30-18

Summary

R_f = 76.9
R_g = 92.6
CIE R_a = 70.6
R_9 = -35.1

Spectral Power Distribution Comparison

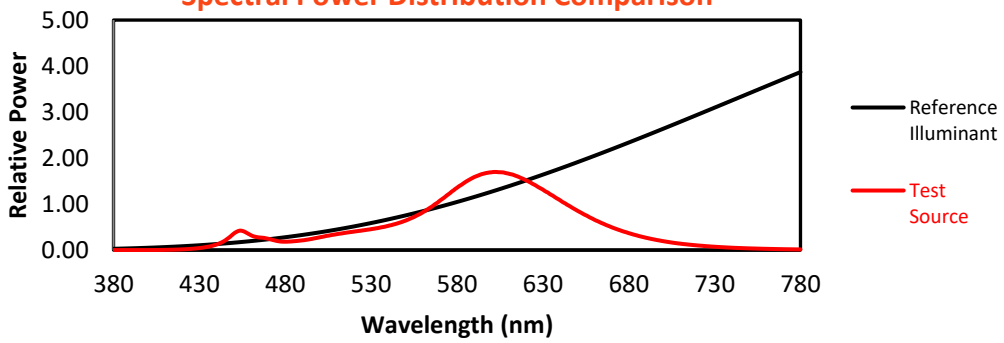

Color Vector Graphics

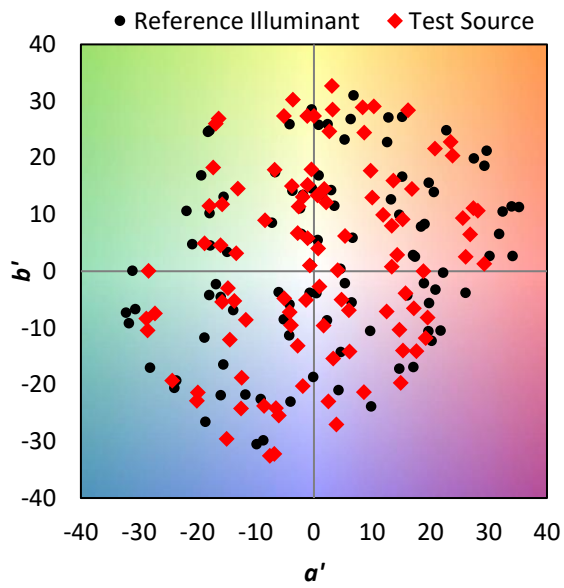

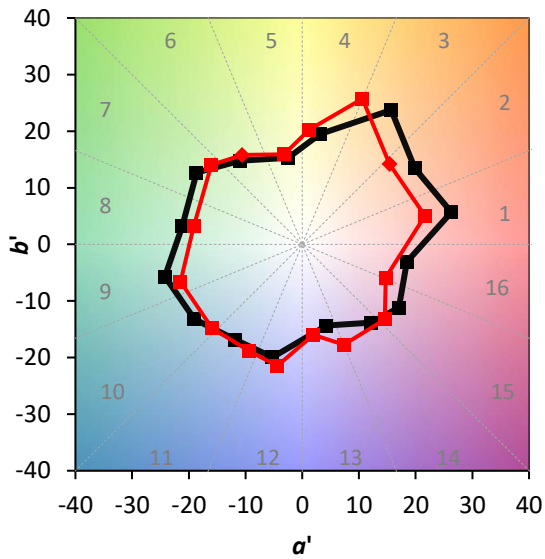

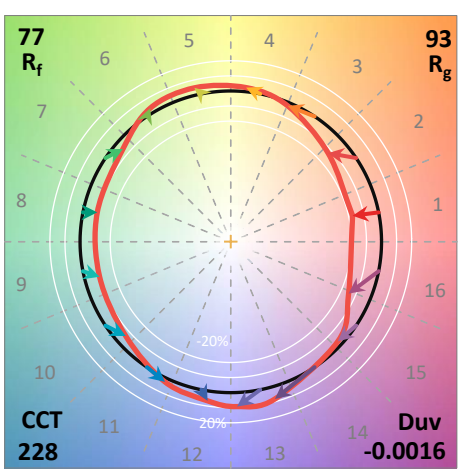

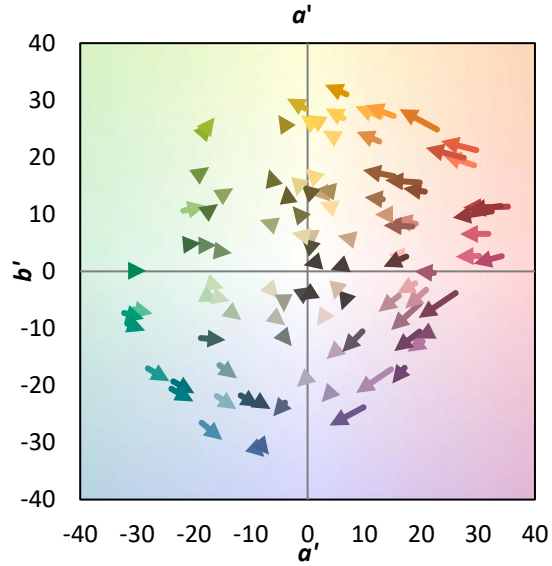

Individual Sample Fidelity Index ($R_{f,i}$)

CES01 = 87	CES26 = 76	CES51 = 88	CES76 = 78
CES02 = 65	CES27 = 94	CES52 = 84	CES77 = 76
CES03 = 32	CES28 = 93	CES53 = 79	CES78 = 79
CES04 = 72	CES29 = 81	CES54 = 86	CES79 = 82
CES05 = 51	CES30 = 92	CES55 = 83	CES80 = 81
CES06 = 52	CES31 = 83	CES56 = 76	CES81 = 52
CES07 = 44	CES32 = 75	CES57 = 74	CES82 = 92
CES08 = 42	CES33 = 89	CES58 = 76	CES83 = 88
CES09 = 29	CES34 = 88	CES59 = 84	CES84 = 90
CES10 = 79	CES35 = 94	CES60 = 91	CES85 = 65
CES11 = 62	CES36 = 90	CES61 = 81	CES86 = 49
CES12 = 68	CES37 = 96	CES62 = 91	CES87 = 76
CES13 = 44	CES38 = 98	CES63 = 86	CES88 = 78
CES14 = 75	CES39 = 98	CES64 = 69	CES89 = 62
CES15 = 72	CES40 = 95	CES65 = 71	CES90 = 80
CES16 = 48	CES41 = 95	CES66 = 70	CES91 = 80
CES17 = 51	CES42 = 89	CES67 = 69	CES92 = 52
CES18 = 57	CES43 = 80	CES68 = 73	CES93 = 69
CES19 = 74	CES44 = 99	CES69 = 84	CES94 = 45
CES20 = 68	CES45 = 83	CES70 = 71	CES95 = 66
CES21 = 88	CES46 = 81	CES71 = 74	CES96 = 75
CES22 = 81	CES47 = 89	CES72 = 89	CES97 = 75
CES23 = 92	CES48 = 73	CES73 = 67	CES98 = 72
CES24 = 92	CES49 = 82	CES74 = 85	CES99 = 64
CES25 = 73	CES50 = 87	CES75 = 79	

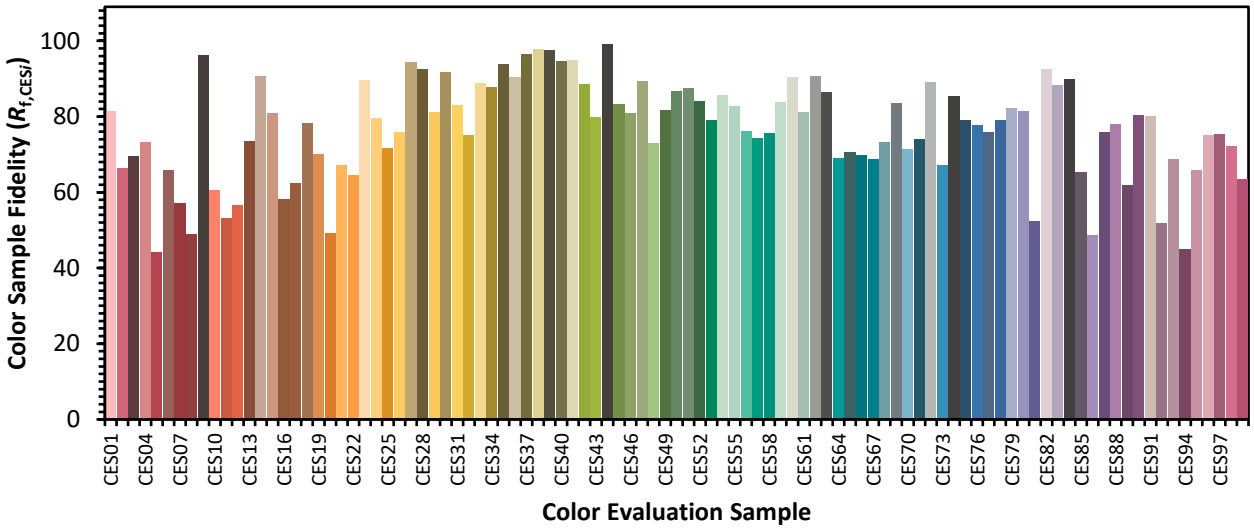

Color Rendition by Hue-Angle Bin

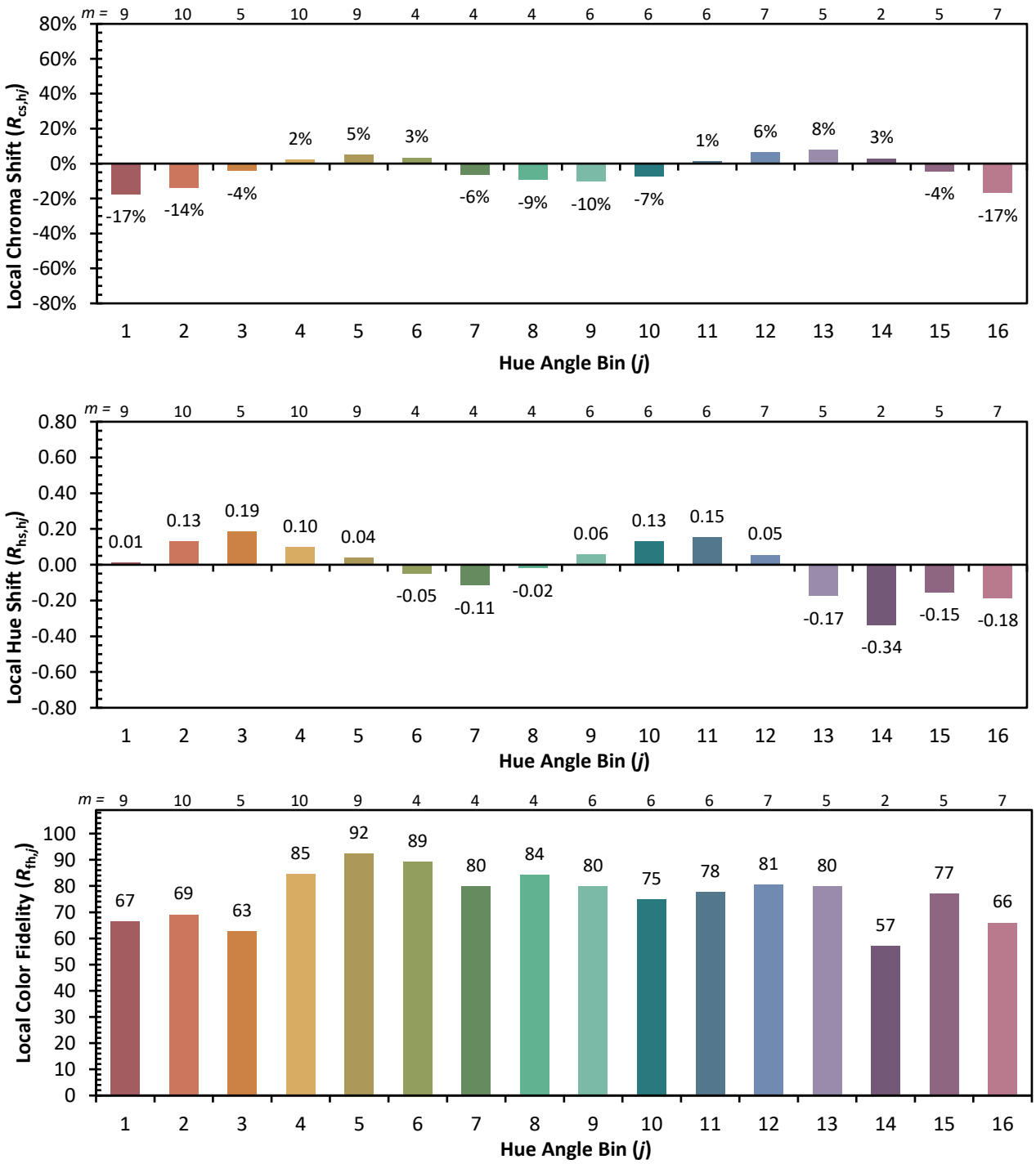

Measure Comparisons

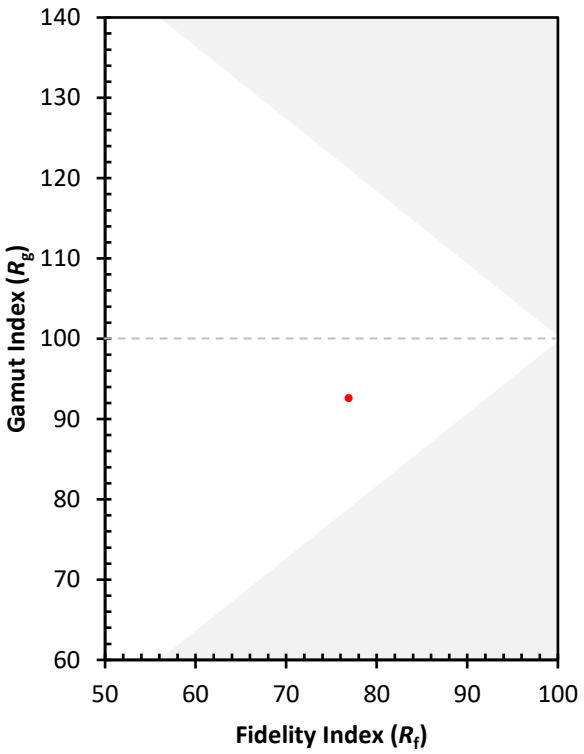

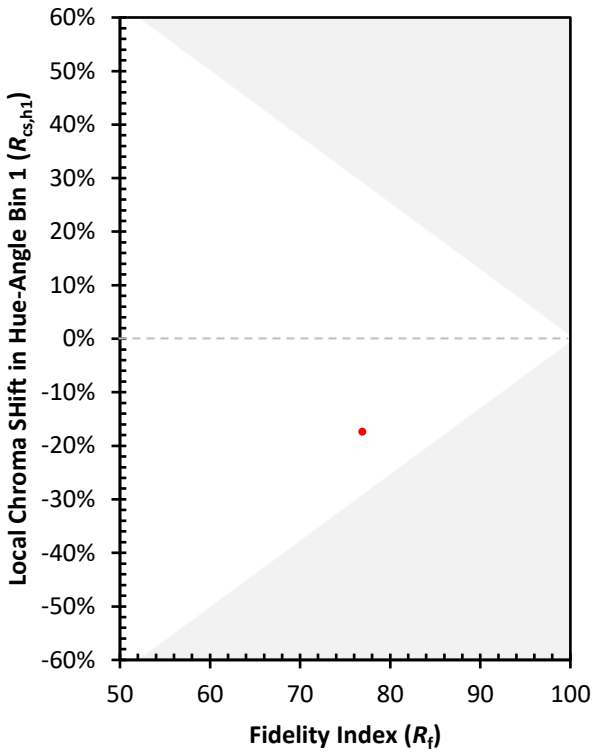

(END OF REPORT)